


ATTACCHI SPECIFICI PER - SPECIFIC FITTING KIT FOR
 KIT DE MONTAGE SPECIFIQUE POUR - SPECIFISCHER MONTAGEKIT FÜR
 ANCLAJE ESPECÍFICO PARA

HONDA CB1000R 2008

ISTRUZIONI DI MONTAGGIO - MOUNTING INSTRUCTIONS
 INSTRUCTIONS DE MONTAGE - BAUANLEITUNG - INSTRUCCIONES DE MONTAJE

1



SUPPORTO
 SUPPORT
 SUPPORT
 HALTERUNG
 SOPORTE

Q.TY n.2(Dx-Sx)

2



VITE TSCEI M6x20mm
 SCREW
 VIS
 SCHRAUBE
 TORNILLO

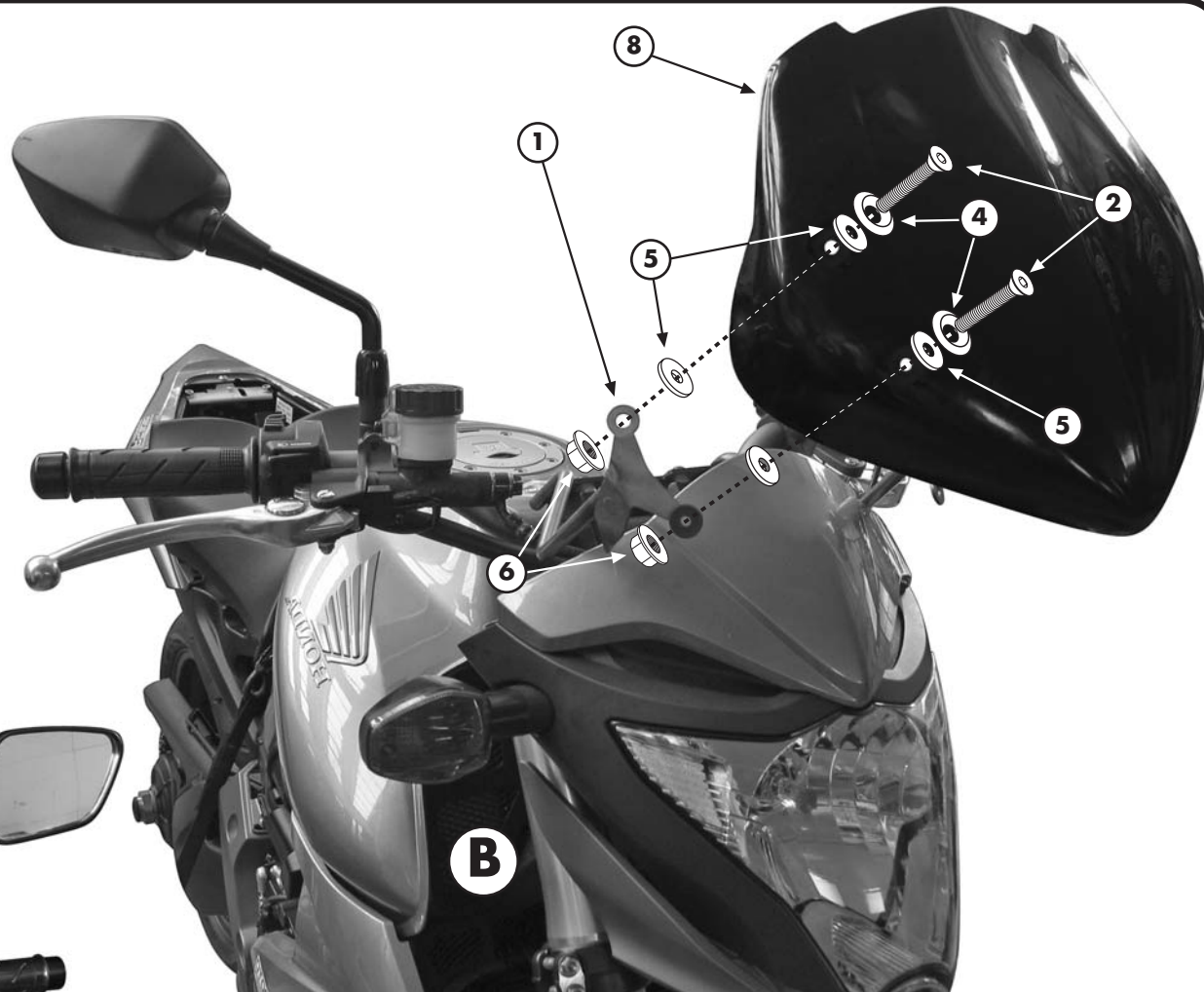
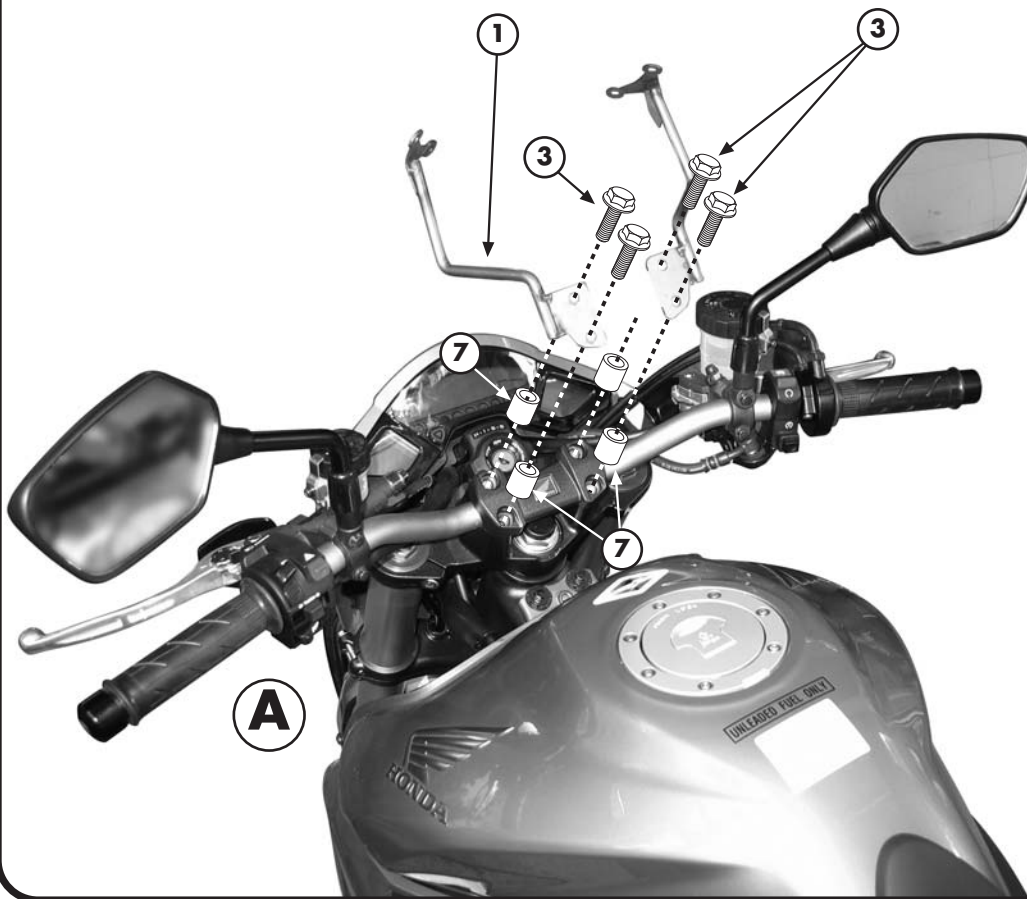
Q.TY n.4

3




VITE TEF M8x50mm
 SCREW
 VIS
 SCHRAUBE
 TORNILLO

Q.TY n.4




4



RONDELLA SVASATA Ø6mm
 200RON
 WASHER Ø6mm
 RONDELLE Ø6mm
 SCHEIBE Ø6mm
 ARANDELA VACIADA Ø6mm

Q.TY n.4

5



RONDELLA IN GOMMA
 ORONG
 RUBBER WASHER
 RONDELLE EN CAOUTCHOUC
 GUMMI SCHEIBE
 ARANDELA DE GOMA

Q.TY n.8

6



DADO A.B. M6
 FLANGIATO
 BOLT M6
 ECROU M6
 MUTTER M6
 TUERCA M6

Q.TY n.4


7



DISTANZIALE Ø13x15mm
 Foro Ø8,5mm, V354
 SPACER
 ENTRETROISE
 DISTANZSTÜCK
 DISTANCIADOR

Q.TY n.4

8



Q.TY n.-