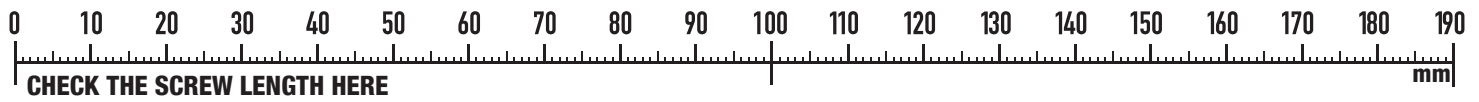
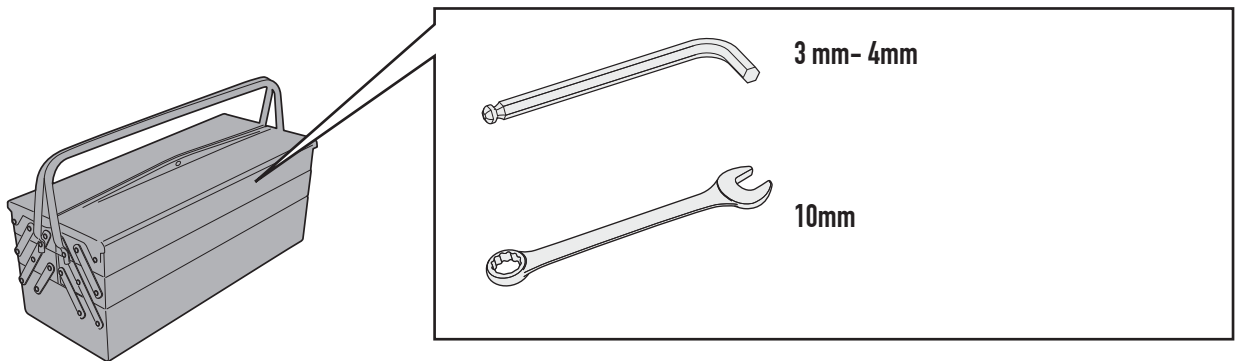


A4138A - A4138AK

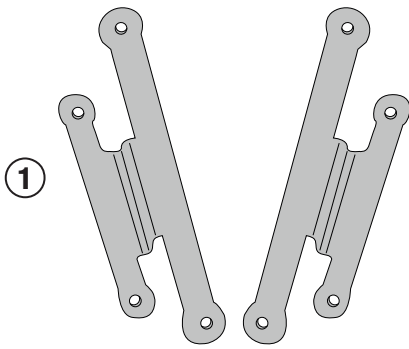
ATTACCHI SPECIFICI PER - SPECIFIC FITTING KIT FOR - KIT DE MONTAGE SPECIFIQUE POUR
 SPEZIFISCHER MONTAGEKIT FÜR - ANCLAJE ESPECÍFICO PARA - ANCORADOURO ESPECÍFICO

N°	Descrizione-Description	Caratteristiche-Features	Codice-Code	Quantità-Quantity
1	Supporto - Support - Support Halterung - Soporte - Apoio	-	GL6504DXV GL6504SXV	2 (Right/Left)
2	Vite - Screw Vis - Schraube Tornillo - Parafuso	TBEI M5x50	550TBEI	2
3	Vite - Screw Vis - Schraube Tornillo - Parafuso	TBEI M5x35	535TBEI	2
4	Rondella - Washer - Rondelle Scheibe - Arandela - Arruela	Foro 5mm / Esterno 15mm	515RON	4
5	Dado - Bolt - Ecrou Mutter - Tuerca - Porca	M6	6DADIAFLN	4
6	Vite - Screw Vis - Schraube Tornillo - Parafuso	TBEIFL M6X20	620TBEIFL	4
7	Distanziale - Spacer Entretoise - Distanzstueck Distanciador - Espaçador	Ø14X25 Foro 7mm	C14L25F7T	2
8	Distanziale - Spacer Entretoise - Distanzstueck Distanciador - Espaçador	Ø14X6,5 Foro 7mm	C14L6.5F7T	2
9	Distanziale - Spacer Entretoise - Distanzstueck Distanciador - Espaçador	Ø8X4,5 Foro 6,2mm	C8L4.5F6.2T	4
10	Rondella in gomma - Rubber washer Rondelle en gomme - Gummischeibe Arandela de goma	Ø9X16mm	916RONG	4
11	Tappo - Cap - Fiche - Stecker	-	10COP	4
12	Componenti Originali - Original Parts Parties Originales - Original Bauteile Componentes Originales - Componentes Originais	-	-	-
13	Schermo Specifico - Specific Screen Écran Spécifique - Spezifischen Bildschirm Pantalla Específica - Tela Específica	-	1221A	-

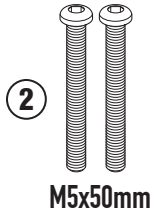


A4138A - A4138AK

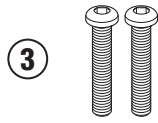
ATTACCHI SPECIFICI PER - SPECIFIC FITTING KIT FOR - KIT DE MONTAGE SPECIFIQUE POUR
SPEZIFISCHER MONTAGEKIT FÜR - ANCLAJE ESPECÍFICO PARA - ANCORADOURO ESPECÍFICO




GL6004DXV
GL6004SXV



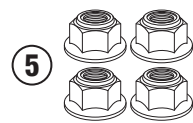
M5x50mm



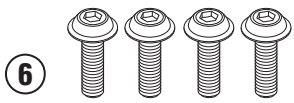
M5x35mm



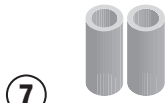
Ø5 mm



M6



M6x20mm



Hole Ø7mm/
External Ø14 mm/
H. 25mm



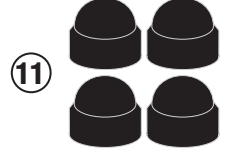
Hole Ø7mm/
External Ø14 mm/
H. 6,5mm



Hole Ø6,2mm/
External Ø8 mm/
H. 4,5mm

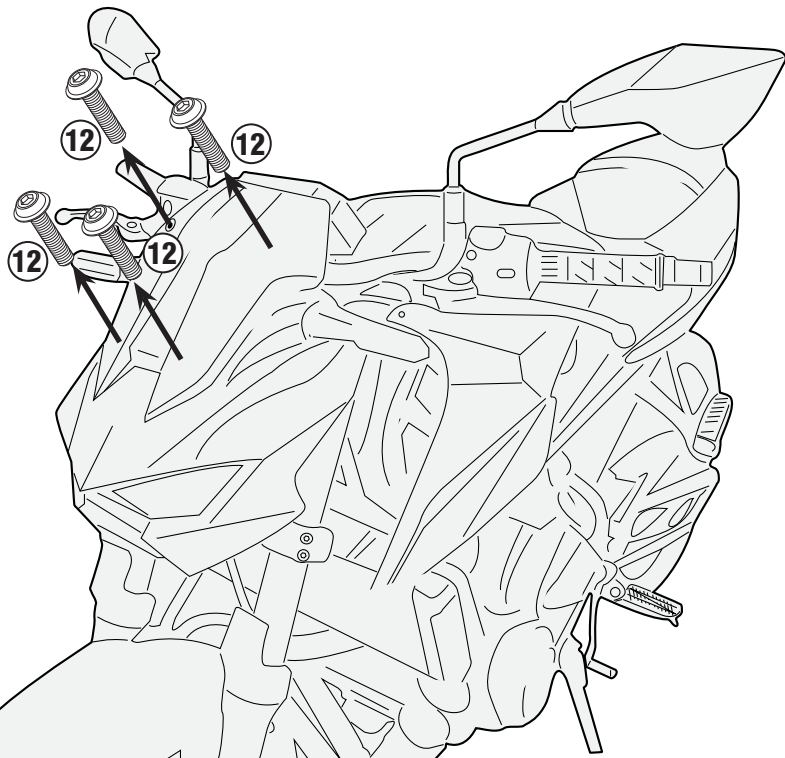


Ø9X16mm



10COP

REMOVE



A

IT_ Nel caso in cui sulle viti originali sia presente del frenafili, ripristinarlo durante il montaggio dell'accessorio.

EN_ If there is threadlocker on the original screws, use threadlocker when mounting the accessory.

DE_ Falls sich auf den Originalschrauben Schraubensicherungsstoff befand, sollte dieser auch bei der Montage des Zubehörs wieder aufgetragen werden

FR_ Si du frein filet est présent sur les vis d'origine, l'appliquer également lors du montage de l'accessoire

ES_ En caso de que el fijador de roscas se encuentre presente en los tornillos originales, colocarlo nuevamente en el montaje del accesorio

PT_ Se houver trava rosca nos parafusos originais, inserir novamente durante a montagem do acessório

A4138A - A4138AK

ATTACCHI SPECIFICI PER - SPECIFIC FITTING KIT FOR - KIT DE MONTAGE SPECIFIQUE POUR
SPEZIFISCHER MONTAGEKIT FÜR - ANCLAJE ESPECÍFICO PARA - ANCORADOURO ESPECÍFICO

