

# PL04139MK - KLO4139MK

PORTAVALIGIE LATERALE SPECIFICO - SPECIFIC TUBULAR SIDE-CASE HOLDER - PORTE-VALISES LATÉRAUX SPÉCIFIQUE  
SPEZIFISCHES STAHLROHR-SEITENTRAEGER - PORTA MALETAS LATERALES ESPECÍFICO - SUPORTE DE MALAS ESPECÍFICO

N°	Descrizione/Description	Caratteristiche/Features	Codice/Code	Quantità/quantity
1	Telaio laterale - Side frame - Châssis latéral Soporte lateral - Seitenrahmen - Suporte lateral	-	4139PLODXS 4139PLOSXS	2 (Right: Left)
2	Ponte - Bridge - Pont Brücke - Puente - Ponte	-	GNB3629V	1
3	Vite - Screw - Vis - Schraube Tornillo - Parafuso	TBEI M8x55	855TBEI	4
4	Vite - Screw - Vis - Schraube Tornillo - Parafuso	TBEI M8x25	825TBEI	2
5	Vite - Screw - Vis - Schraube Tornillo - Parafuso	TBEI M8x30	830TBEI	2
6	Rondella - Washer - Rondelle - Scheibe Arandela - Arruela	Foro Ø8mm / Esterno Ø20mm Sp.2mm	820RON	8
7	Rondella spaccata - Split washer - Scheibe - Rondelle fendue Arandela seccionada - Arruela Dentada	Foro Ø8mm	Z1060	6
8	Distanziale - Spacer - Entretoise - Distanzstueck Distanciador - Espaçador	Ø18x5 Foro 8,5 mm	C18L5F8,5T	2
9	Distanziale - Spacer - Entretoise - Distanzstueck Distanciador - Espaçador	Ø20x27,2 Foro 8,2 mm	C20L27,2F8,2T	2
10	Distanziale - Spacer - Entretoise - Distanzstueck Distanciador - Espaçador	Ø10x9,8 Foro 8,2mm	C10L9,8F8,2T	2
11	Distanziale - Spacer - Entretoise - Distanzstueck Distanciador - Espaçador	Ø18x20 Foro 14mm	C18L20F14FET	2
12	Dado - Bolt - Ecrou Mutter - Tuerca - Porca	Dado Autobloccante Flangiato Basso M8 ( H.9,5mm)	8DADIFN	2
13	Coprivite - Screw Cap - Cache Vis - Stopsschraube Tapa Tornillo - Capa do Parafuso	-	13COP	2
14	Componenti Originali - Original Parts Parties Originales - Original Bauteile Componentes Originales - Componentes Originais	-	-	-
15	Particolari Inclusi nel SR4139 Components Included In The SR4139 Pièces Inclues Dans SR4139 Die Einzelnen Teile Sind Bei SR4139 Despieces Incluidos En El SR4139 Componentes incluidos na SR4139	-	-	-

- ATTENZIONE : STRINGERE LE VITI SOLO DOPO AVER ULTIMATO IL CORRETTO POSIZIONAMENTO DEI COMPONENTI
- CAUTION : TIGHTEN THE SCREW ONLY AFTER COMPONENTS HAVE BEEN PLACED IN THEIR CORRECT POSITIONS.
- ATTENTION : SERRER LES VIS QUE LORSQUE LES COMPOSANTS ONT ÉTÉ MISES EN POSITION CORRECTE.
- ACHTUNG : SCHRAUBE ERST DANN ANZUZIEHEN, WENN DIE KOMPONENTEN POSITIONIERT SIND.
- ATENCIÓN : APRETAR LOS TORNILLOS SOLO DESPUES DE HABER ULTIMADO EL CORRECTO POSICIONAMIENTO DE LOS COMPONENTES.
- CUIDADO : APERTAR O PARAFUSO SOMENTE DEPOIS QUE COMPONENTES FORAM COLOCADOS NAS POSIÇÕES CORRETAS.

IT\_ Nel caso in cui sulle viti originali sia presente del frenafiletto, ripristinarlo durante il montaggio dell'accessorio.

EN\_ If there is threadlocker on the original screws, use threadlocker when mounting the accessory.

DE\_ Falls sich auf den Originalschrauben Schraubensicherungsstoff befand, sollte dieser auch bei der Montage des Zubehörs wieder aufgetragen werden

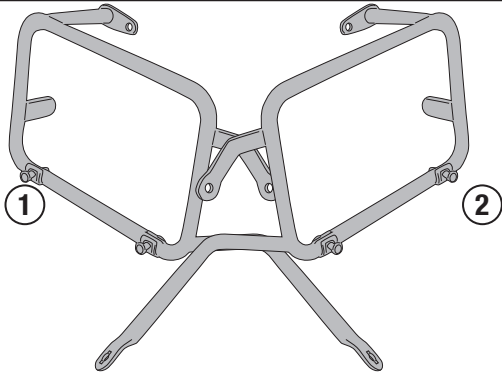
FR\_ Si du frein filet est présent sur les vis d'origine, l'appliquer également lors du montage de l'accessoire

ES\_ En caso de que el fijador de roscas se encuentre presente en los tornillos originales, colocarlo nuevamente en el montaje del accesorio

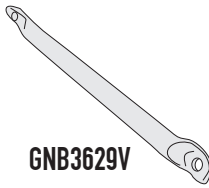
PT\_ Se houver trava rosca nos parafusos originais, inserir novamente durante a montagem do acessório

# PL04139MK - KL04139MK

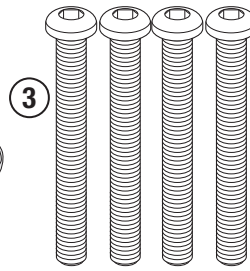
PORTAVALIGIE LATERALE SPECIFICO - SPECIFIC TUBULAR SIDE-CASE HOLDER - PORTE-VALISES LATÉRAUX SPÉCIFIQUE  
 SPEZIFISCHES STAHLROHR-SEITENTRAEGER - PORTA MALETAS LATERALES ESPECÍFICO - SUPORTE DE MALAS ESPECÍFICO



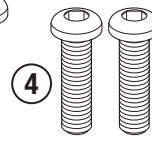
4139PLODXS/4139PLOSXS



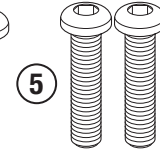
GNB3629V




M8x55mm



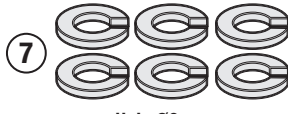
M8x25mm



M8x30mm



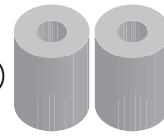
Hole Ø8mm/  
External Ø20mm/  
Th.2mm



Hole Ø8mm



Hole Ø8,5mm/  
External Ø18mm/  
H.5mm



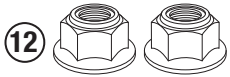
Hole Ø8,2mm/  
External Ø20mm/  
H.27,2mm



Hole Ø8,2mm/  
External Ø10mm/  
H.9,8mm



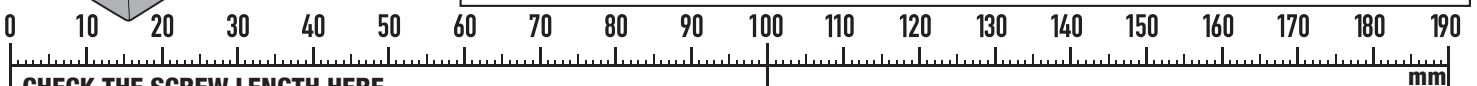

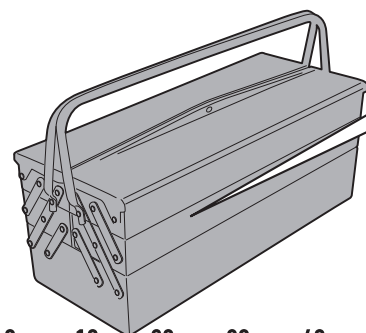
Hole Ø14mm/  
External Ø18mm/  
H.20mm



M8



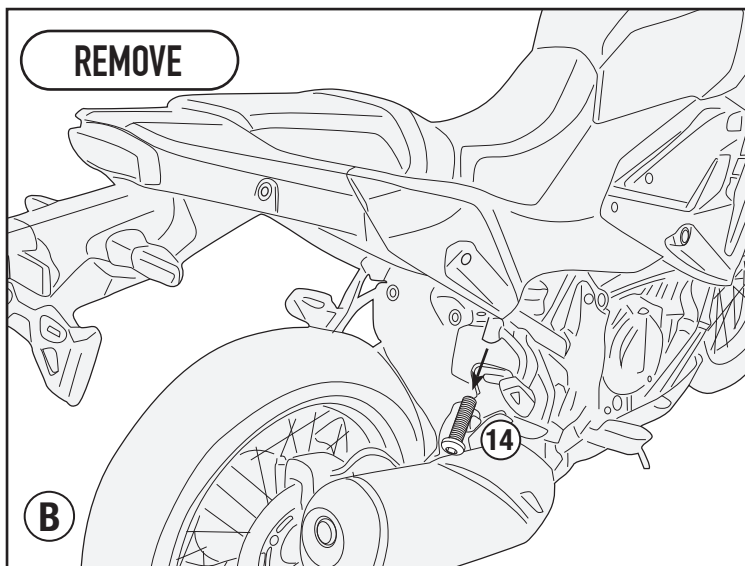
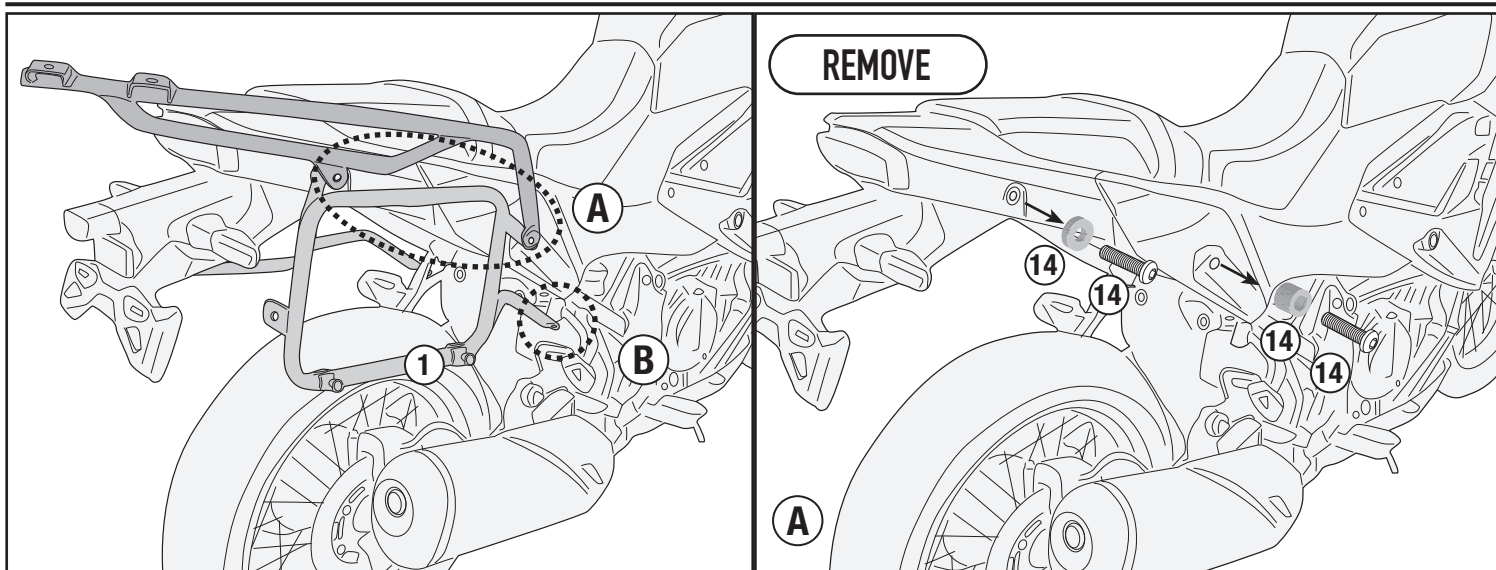
13COP



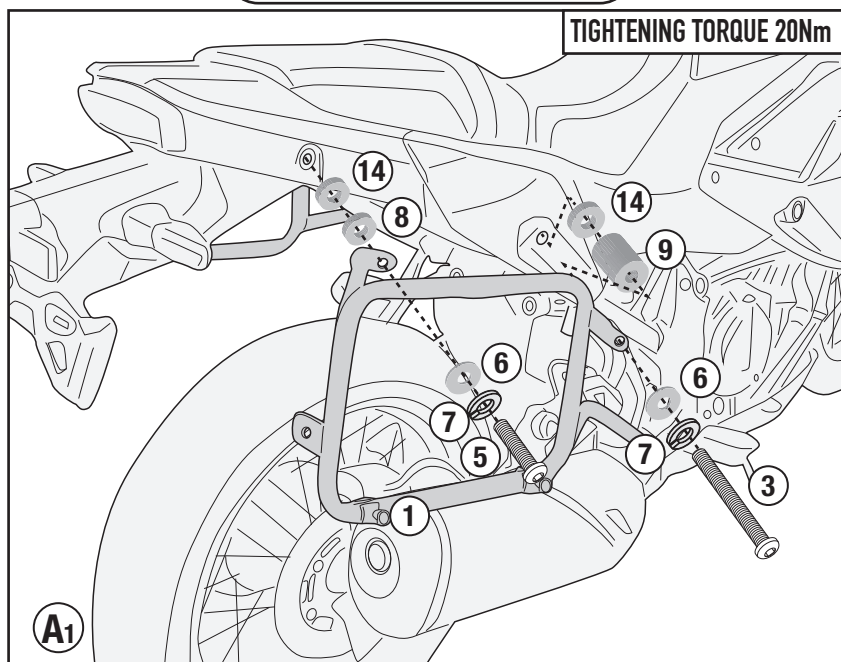
ISTRUZIONI DI MONTAGGIO - MOUNTING INSTRUCTIONS  
 INSTRUCTIONS DE MONTAGE - BAUANLEITUNG  
 INSTRUCCIONES DE MONTAJE - INSTRUÇÕES DE MONTAGEM

# PL04139MK - KL04139MK

PORTAVALIGIE LATERALE SPECIFICO - SPECIFIC TUBULAR SIDE-CASE HOLDER - PORTE-VALISES LATÉRAUX SPÉCIFIQUE  
SPEZIFISCHES STAHLROHR-SEITENTRAEGER - PORTA MALETAS LATERALES ESPECÍFICO - SUPORTE DE MALAS ESPECÍFICO



**ONLY PLO4139**



ISTRUZIONI DI MONTAGGIO - MOUNTING INSTRUCTIONS  
INSTRUCTIONS DE MONTAGE - BAUANLEITUNG  
INSTRUCCIONES DE MONTAJE - INSTRUÇÕES DE MONTAGEM

