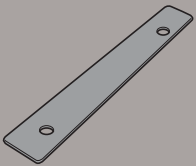
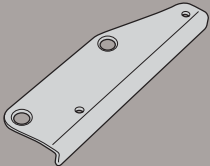
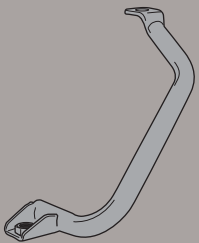
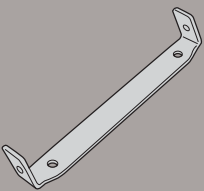
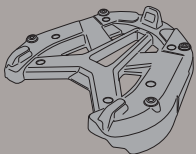







SR3105 - KR3105

PORTAPACCO SPECIFICO - SPECIFIC HOLDER - PORTE-PAQUET SPÉCIFIQUE - SPEZIFISCHER TRÄGER - PORTA-EQUIPAJE ESPECÍFICO - TRANSPORTADOR ESPECÍFICO

SUZUKI DL1000 V-STROM (2014)

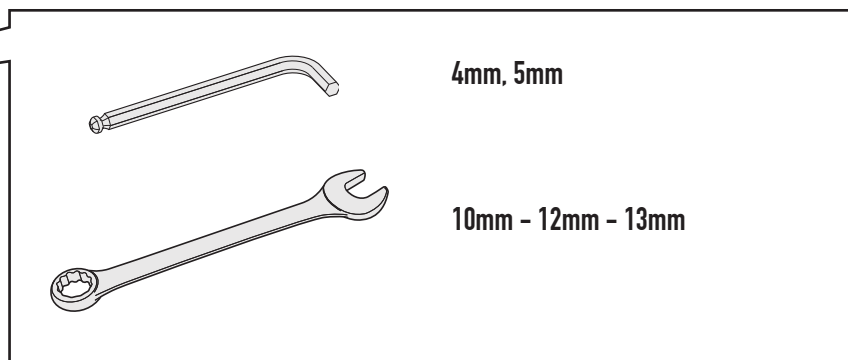
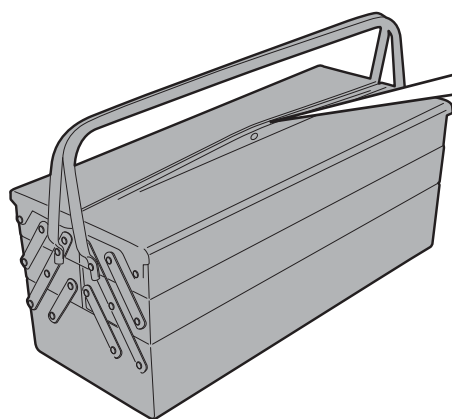
N°	Descrizione	Caratteristiche	Codice	Quantità	
1	Supporto - Support - Support Halierung - Soporte - Apoio	Sp. 3mm	GL2639	2 (Dx;Sx)	
2	Supporto - Support - Support Halierung - Soporte - Apoio	Sp. 3mm	GL2640	2 (Dx;Sx)	
3	Supporto - Support - Support Halierung - Soporte - Apoio	-	GNB1268DX GNB1268SX	2 (Dx;Sx)	
4	Supporto - Support - Support Halierung - Soporte - Apoio	Sp. 4mm	GL2641P	1	
5	Piastra - Plate Platine - Platte Parrilla - Grelha	-	M7	1	
6	Vite - Screw Vis - Schraube Tornillo - Parafuso	TE M6x35	635TEN	2	
7	Vite - Screw Vis - Schraube Tornillo - Parafuso	TECF M8x75	875TSP	2	
8	Vite - Screw Vis - Schraube Tornillo - Parafuso	TSCEI M8x55	855TSP	2	
9	Vite - Screw Vis - Schraube Tornillo - Parafuso	TCEI M6x20	620TCEI	4	
10	Vite - Screw Vis - Schraube Tornillo - Parafuso	TECF M8x20	820TECF	2	

SR3105 - KR3105

PORTAPACCO SPECIFICO - SPECIFIC HOLDER - PORTE-PAQUET SPÉCIFIQUE - SPEZIFISCHER TRÄGER - PORTA-EQUIPAJE ESPECÍFICO - TRANSPORTADOR ESPECÍFICO

SUZUKI DL1000 V-STROM (2014)

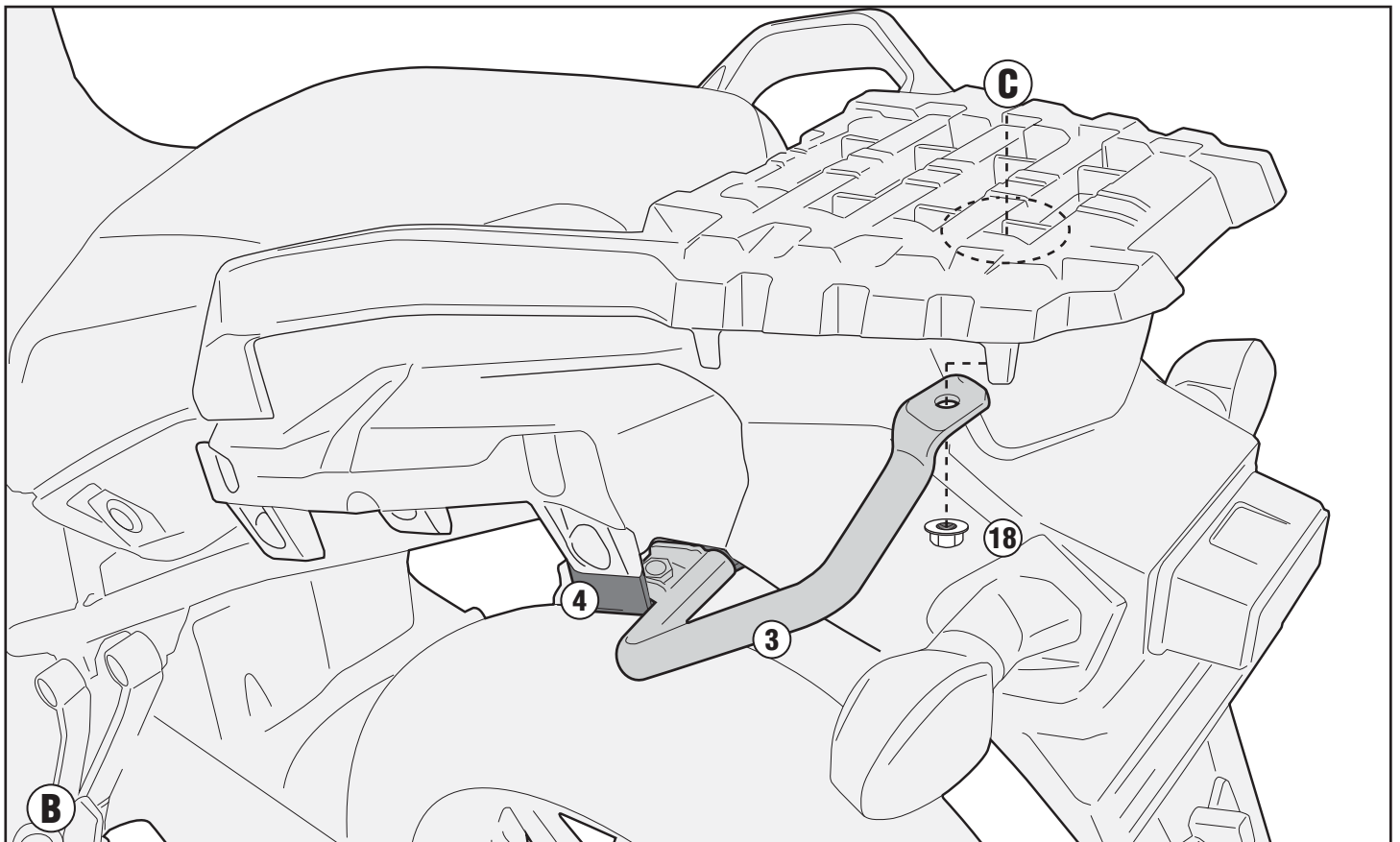
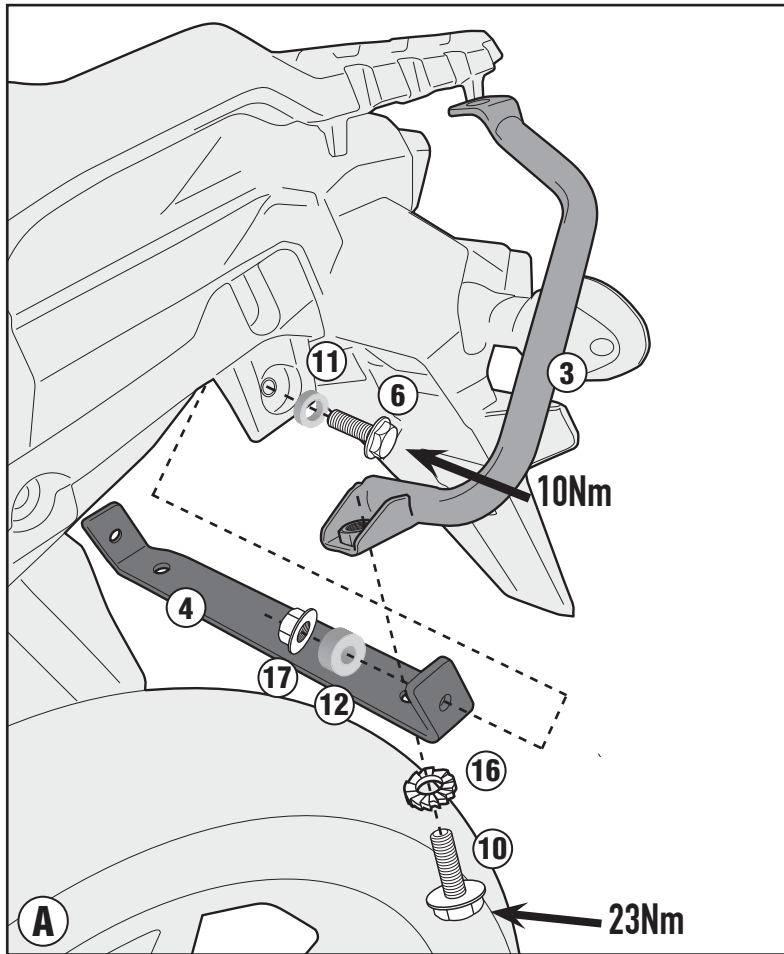
N°	Descrizione	Caratteristiche	Codice	Quantità	
11	Distanziale - Spacer Entretoise - Distanzstueck Distanciador - Espaçador	Ø10x3 Foro 6,5mm	C10L3F6,5T	2	
12	Distanziale - Spacer Entretoise - Distanzstueck Distanciador - Espaçador	Ø14x6,5 Foro 7mm	C14L6,5F7T	2	
13	Distanziale - Spacer Entretoise - Distanzstueck Distanciador - Espaçador	Ø12x13,7 Foro 8,2mm	C12L13,7F8,2T	2	
14	Distanziale - Spacer Entretoise - Distanzstueck Distanciador - Espaçador	Ø20x12,5 Foro 9mm	C20L12,5F9T	2	
15	Distanziale - Spacer Entretoise - Distanzstueck Distanciador - Espaçador	Ø22x20 Foro 70,5mm	C22L20F10,5T	4	
16	Rondella - Washer Rondelle - Scheibe Arandela - Arruela	Zigrinata Ø8	814RONZ	2	
17	Dado - Bolt - Ecrou Mutter - Tuerca - Porca	Auto Bloccante Flangiato M6	6DADIAFLN	6	
18	Dado - Bolt - Ecrou Mutter - Tuerca - Porca	Dado Auto Blocante Flangiato Ribassato M8	8DADIFN	2	
19	Copriforo - Bolt Cap Cache Trou - Stopslock Tapa Agujero - Tampa do Orificio	-	Z621	6	
20	Rondella - Washer Rondelle - Scheibe Arandela - Arruela	-	6RON	4	



SR3105 - KR3105

PORTAPACCO SPECIFICO - SPECIFIC HOLDER - PORTE-PAQUET SPÉCIFIQUE - SPEZIFISCHER TRÄGER - PORTA-EQUIPAJE ESPECÍFICO - TRANSPORTADOR ESPECÍFICO

SUZUKI DL1000 V-STROM (2014)



ISTRUZIONI DI MONTAGGIO - MOUNTING INSTRUCTIONS
INSTRUCTIONS DE MONTAGE - BAUANLEITUNG
INSTRUCCIONES DE MONTAJE - INSTRUÇÕES DE MONTAGEM

SR3105 - KR3105

PORTAPACCO SPECIFICO - SPECIFIC HOLDER - PORTE-PAQUET SPECIFIQUE - SPEZIFISCHER TRÄGER - PORTA-EQUIPAJE ESPECÍFICO - TRANSPORTADOR ESPECÍFICO

SUZUKI DL1000 V-STROM (2014)

